

# Glenwood Springs Parks & Recreation Master Plan

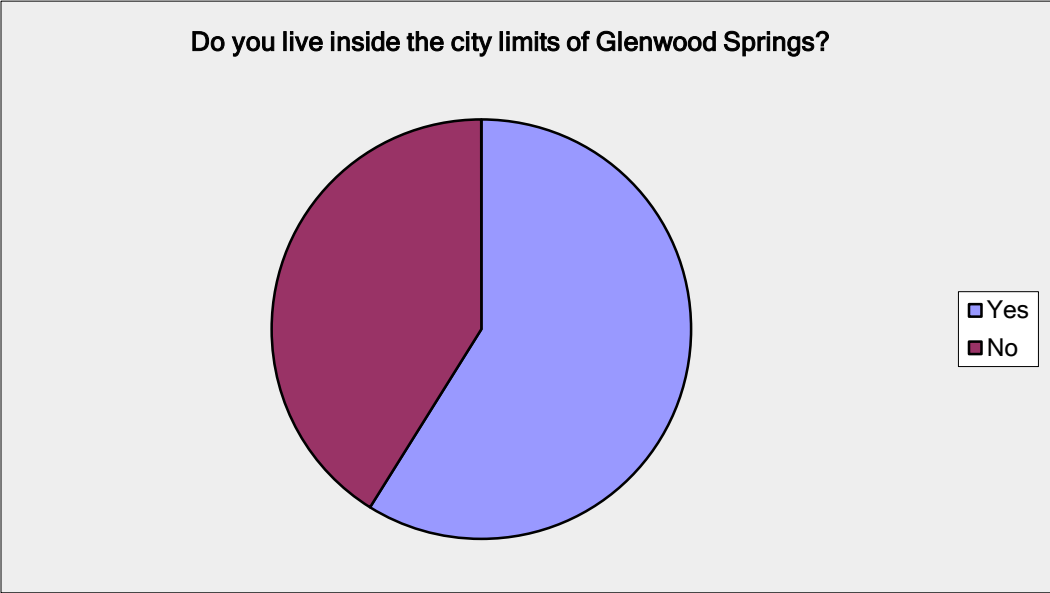
Monday, August 01, 2016

## Q1: How long have you lived in the Roaring Fork Valley?

How long have you lived in the Roaring Fork Valley?		
Answer Options	Response Percent	Response Count
0-5 year	19.2%	83
6-10 years	15.5%	67
11-15 years	10.2%	44
16-20 years	14.1%	61
More than 20 years	38.1%	165
N/A	3.0%	13
	<i>answered question</i>	433
	<i>skipped question</i>	4

# Q2: Do you live inside the city limits of Glenwood Springs?

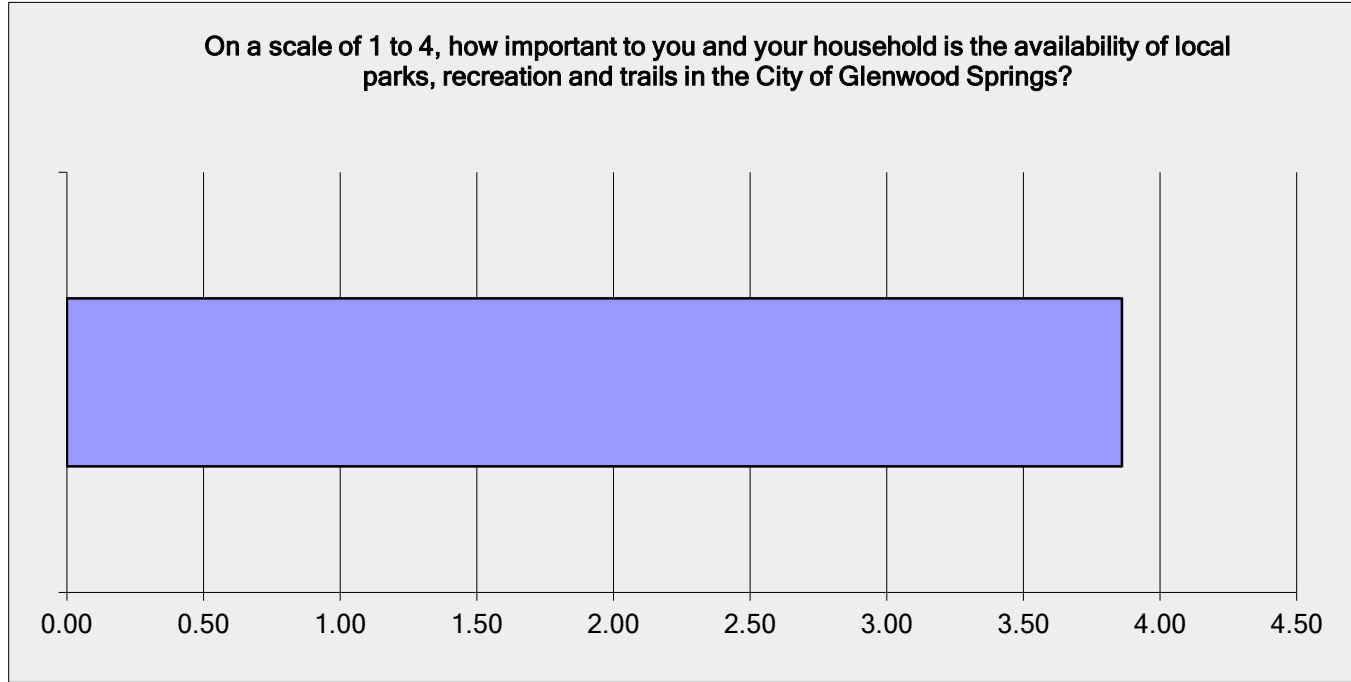
Answered: 435 Skipped: 2



Answer Choices	Responses	
Yes	58.85%	256
No	41.15%	179
<b>Total</b>		<b>435</b>

# Q4: On a scale of 1 to 4, how important to you and your household is the availability of local parks, recreation and trails in the City of Glenwood Springs?

Answered: 434 Skipped: 3



	Not at all important	Slightly important	Important	Very Important	N/A	Total	Weighted Average
(no label)	0.46% 2	1.61% 7	8.99% 39	88.25% 383	0.69% 3	434	3.86

## Q5: On a scale of 1 to 4, please rate how important the following facilities are to your household.

Answer Options	Not at all important	Slightly important	Important	Very important	N/A	Rating Average
Swimming pool/aquatic park	36	86	107	194	4	3.09
Athletic fields (soccer, football, lacrosse, etc.)	55	99	120	147	7	2.85
Athletic fields (baseball, softball)	64	117	106	124	11	2.71
Camping (primitive or developed)	57	94	102	172	5	2.92
Community Center (gym, climbing wall, fitness center, etc.)	11	46	105	262	3	3.46
Community Center (meeting rooms, public spaces)	48	124	127	122	8	2.77
Pet Exercise Areas (Dog Parks)	109	93	86	122	17	2.54
Outdoor Basketball Courts	111	124	119	59	13	2.31
Trails (biking, hiking, equestrian)	7	20	75	329	1	3.68
Picnic shelters	22	89	162	152	2	3.04
Playgrounds	46	63	126	184	7	3.07
Public water access (boat landings, fishing, etc.)	21	70	109	225	5	3.27
Senior center	73	95	110	128	20	2.72
Skate parks	130	142	76	63	16	2.18
Racquet sports (tennis, pickleball)	88	119	106	109	6	2.56
Sand volleyball courts	116	145	102	52	7	2.22
Waterfront parks (swim, picnic, sunbath, etc.)	29	57	141	197	5	3.19
Archery	177	122	68	41	18	1.93
Seasonal ice rink	79	107	109	125	9	2.67
White Water Areas	55	96	125	142	8	2.85

## Q6: On a scale of 1 to 4, please rate how the following facilities are meeting the needs of your household.

Answer Options	Not at all	Slightly	Somewhat	Completely	N/A	Rating Average
Swimming pool/aquatic park	21	39	131	181	50	3.27
Athletic fields (soccer, football, lacrosse, etc.)	15	32	102	136	138	3.26
Athletic fields (baseball, softball)	19	34	86	130	147	3.22
Camping (primitive and developed)	61	52	106	92	109	2.74
Community Center (gym, climbing wall, fitness center,	12	45	133	206	26	3.35
Community Center (meeting rooms, public spaces)	14	30	89	192	96	3.41
Pet Exercise Areas (Dog Parks)	48	47	93	85	150	2.79
Outdoor Basketball Courts	22	35	79	117	166	3.15
Trails (biking, hiking, equestrian)	6	52	176	175	17	3.27
Picnic shelters	12	38	160	158	52	3.26
Playgrounds	15	23	133	161	83	3.33
Public water access (boat landings, fishing, etc.)	12	49	161	123	77	3.14
Senior center	59	31	46	59	223	2.54
Skate parks	33	31	65	90	200	2.97
Racquet sports (tennis, pickleball)	27	49	87	114	143	3.04
Sand volleyball courts	37	50	65	81	188	2.82
Waterfront parks (swim, picnic, sunbath, etc.)	44	80	153	79	67	2.75
Archery	71	27	43	49	227	2.37
Seasonal ice rink	23	39	90	138	128	3.18
White Water Areas	16	41	116	131	115	3.19

## Q7: On a scale of 1 to 4, how important are the following programs to your household?

Answered: 424 Skipped: 13

Answer Options	Not at all important	Slightly important	Important	Very important	N/A	Rating Average
Adult education/enrichment (CPR/Hunter Ed., etc.)	34	114	134	122	16	2.85
Adult Sports (Specify:_____)	51	69	117	119	50	2.85
Community Events (festivals, concerts, etc.)	18	53	143	199	5	3.27
Outdoor recreation programs	18	64	157	164	16	3.16
Older adult programs (55+)	79	59	80	95	103	2.61
Specialty programs (nature, sports, enrichment)	35	89	143	126	23	2.92
Teen programs (13-18)	64	53	72	125	99	2.82
Wellness/fitness/health programs	25	64	135	186	11	3.18
Youth programs (6-12)	53	44	76	155	89	3.02
Youth Day Camp	75	53	73	115	98	2.72
Youth Sports	52	32	71	174	85	3.12
Park Ranger/Park Code Enforcement Officer	48	77	131	118	41	2.85

## Q8: On a scale of 1 to 4, how are the following programs meeting the needs of your household?

Answered: 414 Skipped: 23

Answer Options	Not at all	Slightly	Somewhat	Completely	N/A	Rating Average
Adult education/enrichment (CPR/Hunter Ed., etc.)	35	56	122	80	118	2.84
Adult Sports (Specify: _____)	34	53	107	74	134	2.82
Community Events (festivals, concerts, etc.)	9	51	186	134	28	3.17
Outdoor recreation programs	22	72	156	92	66	2.93
Older adult programs (55+)	43	47	61	43	212	2.54
Specialty programs (nature, sports, enrichment)	34	84	117	61	109	2.69
Teen programs (13-18)	36	46	56	40	222	2.56
Wellness/fitness/health programs	21	75	156	81	73	2.89
Youth programs (6-12)	31	50	82	50	191	2.71
Youth Day Camp	27	35	63	53	226	2.80
Youth Sports	26	47	90	53	186	2.79
Park Ranger/Park Code Enforcement Officer	41	57	88	70	146	2.73



## Q9: Please indicate what programs or services you would like to see Glenwood Springs focus on providing?

Answered: 420 Skipped: 17

Answer Options	Increase focus	Continue at current level	Reduce focus	N/A	Rating Average
Adaptive (special needs) recreation	83	168	8	135	1.71
Adult education/enrichment (computer, workforce dev.,	121	179	19	80	1.68
After school programs	165	136	6	96	1.48
Art programs	164	162	15	63	1.56
Athletics - youth	174	130	8	88	1.47
Athletics - adult	138	201	14	48	1.65
Community events (festivals, parades, concerts, etc.)	188	186	13	17	1.55
Family programs	160	165	5	66	1.53
Fitness and wellness programs	178	188	9	30	1.55
Group travel / tours	76	155	79	92	2.01
Intergenerational programs	111	140	35	112	1.73
Outdoor recreation/nature programs	204	145	13	41	1.47
Pickleball	58	128	83	132	2.09
Older Adult (55+) programs	116	130	15	138	1.61
Sports tournaments	116	163	31	88	1.73
Summer camp	99	176	19	106	1.73
Swim lessons/aquatic programs	108	216	9	69	1.70
Teen programs	130	135	5	126	1.54
Tennis programs	60	177	44	118	1.94
Youth education/enrichment programs	163	128	9	96	1.49

# Q10: What top five issues should parks and recreation focus on improving?

Answered: 402 Skipped: 35

Answer Options	1	2	3	4	5	Response Count
Handicapped accessibility within parks	14	9	8	7	11	150
Health and wellness	27	37	25	19	24	213
Land preservation/acquisition	56	34	29	9	28	223
Family oriented activities	35	22	31	27	19	198
Connectivity between trails and facilities	51	63	35	46	15	261
Safety and security in parks	14	19	22	31	29	184
Maintenance of parks and facilities	23	34	49	44	38	263
Heritage, historical, cultural preservation	2	7	23	16	23	169
Availability of indoor recreation space	20	22	23	24	21	194
Customer service	12	6	5	11	10	151
Developing new parks in under-served areas	10	25	24	32	26	211
Community special events	16	15	16	32	16	197
Expanding programs and classes for all ages	17	24	21	19	31	205
Sports Tourism	9	17	14	12	14	179
Public water access	20	17	16	14	17	191
Affordability of programs and services	32	22	37	18	34	231
Signage/Wayfinding	2	5	1	10	9	146

# Q11: What are the five most important areas that, if addressed by the City would increase your utilization of Glenwood Springs parks, recreation and cultural facilities? (1 being the most likely)

Answered: 371 Skipped: 66

Answer Options	1	2	3	4	5	Response Count
Accessibility	19	11	8	16	10	108
Additional facilities and amenities	93	55	29	40	15	256
Awareness of programs (communication/marketing)	49	41	41	21	27	202
Condition/maintenance of parks and buildings	28	39	45	33	43	212
Customer service/staff knowledge	8	12	15	15	24	112
Hours of operation	23	30	27	25	19	157
Parking	9	9	14	5	16	99
Pricing/user fees	33	45	46	29	25	209
Programs I want	55	66	41	36	21	243
Quality of equipment	11	17	30	37	34	165
Safety and security	16	11	27	20	20	133
Wi-Fi connectivity	5	6	5	12	12	90

## Q12: How do you prefer to receive communication from the department? (1 being the most preferred way)

Answered: 375 Skipped: 62

Answer Options	1	2	3	4	5	Rating Average
Local media (TV, radio, newspaper)	56	35	40	30	26	2.96
Social media (Facebook, Twitter, Instagram)	50	44	28	23	20	3.02
At the recreation facility/program location	24	40	51	35	31	3.30
Internet/Website	76	80	53	22	16	2.44
Email from P&R	127	47	33	24	19	2.30
Word of mouth	4	8	12	18	17	4.98
School flyer	3	16	12	15	8	4.88
Direct mail from the City	23	31	30	22	19	3.68

**Q13: Glenwood Springs Parks and Recreation receives taxes and grants to build parks, recreation, and trails? In order to fund capital projects, new trails, add restrooms, increase or make other improvements to parks and recreation facilities, additional funds will be needed. Which of the following, if any would you support to provide the necessary funds?**

<b>Answer Options</b>	<b>Definitely Not Support</b>	<b>Probably Support</b>	<b>Definitely Support</b>	<b>Probably Not Support</b>	<b>N/A</b>
Increase in personal property tax/mill levy	90	134	62	74	19
Bonds (long term borrowing)	43	179	85	41	26
Dedicated sales tax / A&I	54	164	107	36	16
Amusement/Attraction tax	41	145	134	45	13
Increase in user fees (Cost Recovery)	107	134	32	90	14

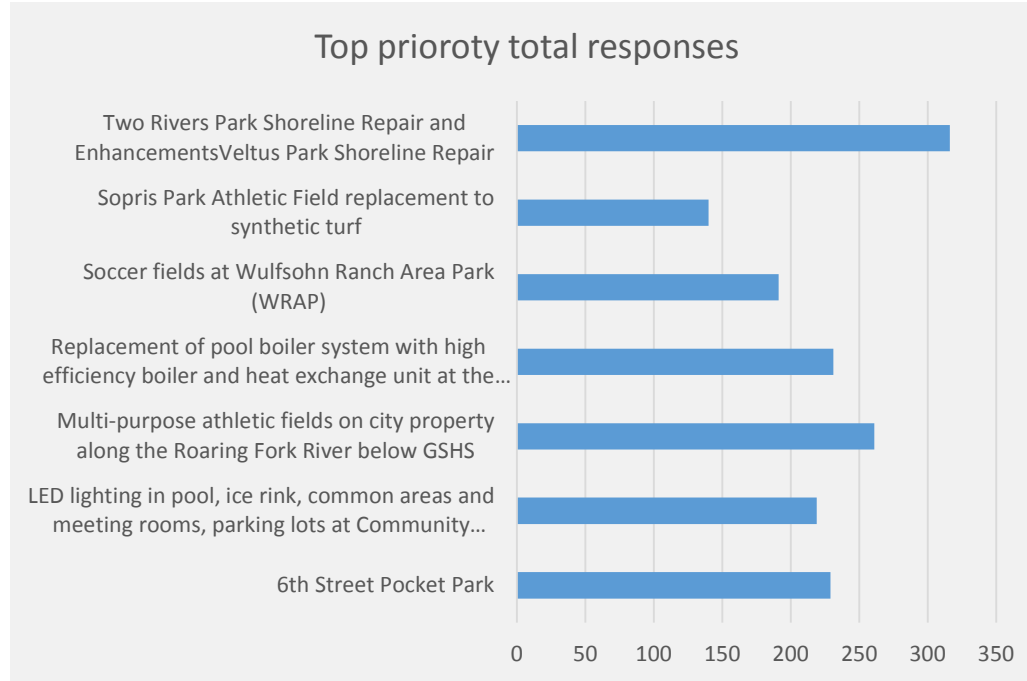
**Q14: If adjustments to fees were made (due to increasing cost to provide programs, services or facilities) which of the following best describes the potential impact, if any, that fees increase would have on your current level of participation?**

Answered: 395 Skipped: 42

<b>Answer Options</b>	<b>Response Percent</b>
Moderate fee increases would not limit my/our ability	38.7%
Moderate fee increases would limit my/our ability to	29.4%
Moderate fee increases would limit my/our ability to	16.2%
Do not know/uncertain	13.4%

# Q15: Prioritize the top five (5) potential capital projects from the list below. (1 being your top priority)

Answered: 372 Skipped: 65



## Q15: Prioritize the top five (5) potential capital projects from the list below. (1 being your top priority)

Answered: 372 Skipped: 65

Answer Options	1	2	3	4	5	Response Count
6th Street Pocket Park	34	54	45	41	29	229
LED lighting in pool, ice rink, common areas and	16	44	36	49	41	219
Multi-purpose athletic fields on city property along the	56	59	64	35	20	261
Replacement of pool boiler system with high efficiency	35	46	44	41	38	231
Soccer fields at Wulfsohn Ranch Area Park (WRAP)	15	28	35	26	45	191
Sopris Park Athletic Field replacement to synthetic turf	3	21	12	23	15	140
Two Rivers Park Shoreline Repair and	141	62	48	23	18	316



## Q16: Are you a member of the Recreation Center? If yes, what facilities do you use?

Answered: 403 Skipped: 34

Answer Options	Response Percent	Response Count
Yes, I'm a member	48.1%	194
No, I'm not a member	48.1%	194
Fitness Center	37.7%	152
KidKare	9.2%	37
Climbing Wall	17.1%	69
Gymnasium	23.6%	95
Ice Rink	19.6%	79
Pool	37.7%	152
Community Meeting Rooms	14.9%	60
Tennis Courts	12.4%	50
Fitness Classes	28.8%	116